


Hall County Quilt Guild



Volume 20 Issue 5

May 2006

Meeting Location!

*Chestnut Mountain
Presbyterian Church*

4733 Winder Highway

Time: 9:30 am



Sunshine

Please let Eliza know if you or someone you know is ill or needs a bit of sunshine via cards, calls or a visit.

Eliza Cagle
770-535-0931

May Birthdays

Eliza Cagle – 8th
Sara Jane Peeples-20
Judy Carpenter-21
J J Tucker-24
Judy Wangemann-27

Newsletter Editor

Roxan Brown
3494 Friendship Farm Dr
Buford, GA 30519
(770)-831-1025

RoxanQuilts@Charter.net
Newsletter information
deadline
May 15, 2006

Program ---- 10:00 AM ----- May 1st

'Chain of Events'

Lynnette Edens

On May 1st we have Lynnette Edens of Savannah coming with her whole wagon load of stuff to sell. She demonstrates a whole lot of techniques and tricks. If you are interested in her workshop, check out Chain Of Events here

<http://gypsyquilter.com/classes.htm> the class cost is 20\$ and Lynette brings both rulers for you to use in the class. It's the Flying Geese ruler and the lazy angle ruler. There is also an \$8.00 pattern cost.

Email Amanda at awquilts2@bellsouth.net if you are interested.

Bee news

****Quilt Bee Every Wed. 1pm @ Nova's call 770-967-0802
****Quilt Group every 2nd Tuesday-7pm @ Gainesville Civic Center
Call Pat Anderson 770-889-5994

See Linda O'Donnell or Glenda Holcomb if you have a quilt to be basted.

Hospitality

Linda O'Donnell
Marion Moore
Diana Carrillo
Carol Thomas

Come early with food and help set out chairs.

After meeting we ALL need to help put chairs away.

**Have you been to the High? Did you see the quilts??
Tell us about it.**

HALL COUNTY QUILT GUILD MINUTES

FOR APRIL 3RD 2006

Co/President, Jenny Hendrix, opened the meeting at 11:14 am. The minutes of the March meeting were approved by all.

Membership, Carol Nation reported we had 1 new member to join, Nancy Lawrence and 12 renewals.

Basting Day, Martha Griffin said there were no quilts to be basted. There will be a workshop instead on April 17th at 9:30 am "No Peaky 9 Patch". Cutting instructions were given in the March Newsletter. Sew Memorable donated 3 fat quarters to the guild and we want to thank them. Every one was invited to eat at the Golden Buddha for supper with our guest speaker, Annette Ornelas.

Sunshine, Eliza Cagle, gave us a report on Daryl Hood who had surgery and is doing well. Guild members remember to send Daryl a get well card. Welcome back to Florine Johnson who has been a long time member of our guild, we are glad to have you back.

Everyone enjoyed Eliza's reading of her Honorable Membership for the Guild for Dr. Timothy Fulenwider for his "perfect stitches".

The 2006 Raffle Quilt made \$90.00 at Georgia Quilt Council in March. Way to go Raffle Committee!

Hospitality, thank you to Nancy Lawrence, Trixie Comfort, Carol Nation, and Charlotte Payne for the delicious food.

Our previous Co/President's Linda O'Donnell and Roxan Brown said "thank you" for all their churn dash blocks that were make for them and for those who haven't finished theirs they could either mail them or bring them to the next meeting.

The Guild thanked Hertha Hefner for making the Georgia Quilt Council a success and a thank you to all for a great job everyone did, it was a great success. Hertha Hefner announced the Annual Hall County Quilt Show is October 28th-29th so mark your calendars.

Committee's will be informed for helping with the show and thanks to all who helped.

Co/President, Jenny Hendrix, asked for everyone to e-mail her if you are interested in doing a Bee and what date you would like to meet. Co/President, Marion Moore, reminded everyone of "Christmas for the Elderly".

Programs, Amanda Whitsel announced, May 1st we have Lynette Edens of Savannah coming with her whole wagon load of stuff to sell. She demonstrates a whole lot of techniques and tricks. If you are interested in her workshop check out "Chain of Events" here <http://gvpsyquilter.com/classes.htm>, the class cost is \$20 and Lynette brings both rulers for you to use in the class. It's the Flying Geese ruler and the lazy angle ruler. There is also an \$8 pattern cost.

All who attended the meeting enjoyed our guest speaker, Annette Ornelas' lecture and quilt show "Peeled Back Patchwork" with great enthusiasm. We all came away with a new technique to do. Many purchased her patterns and book. Annette also did a class on "Desert Rose" which almost everyone completed their top of the table runner and they were all so beautiful. We look forward to seeing the finished results at the meeting in May.

Julie Monroe won the door prize. Meeting adjourned at 11:44 am

Respectfully submitted,

Trixie Comfort

EXECUTIVE COMMITTEE 2006

Co-Presidents:	Ginny Hendrix	678-425-2491	ghendrix@yahoo.com
	Marion Moore	770-614-0471	BufordQuilter@aol.com
Co-Vice President/Programs:	Glenda Holcomb	770-277-4360	Hteam1023@yahoo.com
	Linda O'Donnell	770-967-6389	LODQUILTER2aol.com
Secretary:	Trixie Comfort	706-654-2028	Tclovesquilting@aol.com
Treasurer:	Barbara Wyatt	770-535-7721	BWyatt3171@aol.com
Community Service / Hospitality:	Jean Leslie	770-967-6075	JJL58@mindspring.com
Door Prizes:	Charlotte Payne	678-714-1705	charlotteapayne@yahoo.com
Library:	Myra Taylor	770-983-7132	Tay7W@aol.com
Membership:	Carol Nation	770-967-2689	carolbnation@aol.com
Newsletter:	Roxan Brown	770-831-1025	Roxanquilts@charter.net

Show and Tell

Trixie Comfort	Fan Quilt	Lap Size
Pat Anderson	Eagle Ranch	Lap size
Nancy Folsom	Fractured Drunkards Path Yo-yos	Single Wall hanging
Marion Moore	Letters from Heaven	Double
Judy Wangemann	Wall hanging	
Julie Monroe	Painted Faces	Wall hanging
Amanda Whitsel	Curved wall hanging	Lap
Linda O'Donnell	Sun Bonnet Sue, Fantasy Fabric Wall Hanging, "Nothing But Trouble"	

Treasurers Report

4/11/2006

Income and Spending

3/7/2006 Through 4/11/2006

Category	Total
<u>Income Categories</u>	
Dues 2006	80.00
Workshop Income	328.00
Total Income Categories	408.00
<u>Expense Categories</u>	
Food	4.19
Lecture	520.00
Library Purchase	22.50
Membership Expenses	5.83
Newsletter Expense	7.80
Speaker Expenses	258.35
Workshop Exp.	322.00
Total Expense Categories	1,140.67
<u>Grand Total</u>	<u>(732.67)</u>

4/11 Account Balance \$5753.19

CAN OF WORMS

Buy 1-¼ yards of fabric in the following colors. Wash and iron fabric first then laid fabric out folded with salvages together. Next, trim both ends even then cut off the salvages and then cut the folded edges. This should yield you two pieces of fabric about 20 to 21 inches wide. The lengths will vary depending on how much of the ends that you had to even up.

April—Green 2 ½ inches wide at least 19 inches long

May---Red 2 inches wide at least 19 inches long—

about 32 pieces 1 yard of fabric

June---White 3 inches wide at least 19 inches long—about 30 pieces

July—Yellow 3 inches wide at least 19 inches long—about 30 pieces

August—Blue —4 inches

September—Brown —4 inches

October—Rust — 3 ¼ inches

November—Black --2 inches

December—Purple —2 inches

January 2007—Ecru — 3 inches

February—Pink —3 ¼ inches

March—Orange —3 ¼ inches

When the width is 3 inches you may cut 1-¼ inches off of one edge to yield you two pieces of fabric, one, of course being 1 ¼ inches wide and the other being 1-¾ inches wide. When the width is 3 ¼ inches you may cut 1 inch off of one edge to yield you two pieces of fabric, one of course being 1 inch and the other being 2 ¼ inches wide. And when the width is 4 inches you may cut off one-edge 1 ½ inches that will yield you two pieces, one which is 1 ½ inches wide and the other 2 ½ inches wide. I will work with four widths, which are 4, 3, 3 ¼ and 2 inches. That will yield the sizes ranging from 1-1 ¼- 1 ½- 1 ¾- 2- 2 ¼- 2 ½. You don't have to cut off any edges if you don't want too.

Any color in the color range from light, medium or dark. You may choose solid or prints. The choice is yours. Have fun.

Remember to bring to meeting!

1. Name Tag or pay \$.25 fine (for library).
2. Money for raffle tickets.
3. Show & Tell
4. Churn Dash Blocks for Presidents
5. Red worms
6. Questions for Presidents

My husband said if I buy any more fabric, He'd leave me...
I'll miss him.

Impossibly Easy Breakfast Pie

2 12oz. packages bulk pork sausage
 1 medium bell pepper, chopped
 1 medium onion, chopped
 3 cups frozen hash brown potatoes
 2 cups shredded Cheddar Cheese
 1 cup Original Bisquick Mix
 2 cups milk
 ¼ teaspoon pepper
 4 eggs

Heat oven to 400. Grease rectangular baking dish 13 x 9 x 2 inches. Cook sausage, bell pepper and onion in skillet over medium heat, stirring until sausage is no longer pink, drain. Stir together sausage mixture, potatoes and 1 ½ cups of the cheese in baking dish.

Stir Bisquick mix, milk and eggs until blended. Pour into baking dish

Bake uncovered 40 to 45 minutes or until knife comes out clean. Sprinkle with remaining cheese. Bake 2 minutes. Longer and serve.

Recipe shared by Carol Nation, at last months meeting.

DATES TO REMEMBER

Basting Day ----- May 15th
 Eagle Ranch Quilt kits
 Picnic ----- June 5th

The Great Hall County Chicken Quilt Show
 October 28 and 29

Georgia Quilt Council News

Visit www.georgiaquiltcouncil.com for up-to-the-minute council information, to contact Council officers, or to print a membership form. Workshop information as well as convention information is updated as soon as it is available. The next convention will be in Fitzgerald, Ga. Information is also available from your GQC representative Hertha Hefner 770-965-7205 or hhef31@aol.com

Creative Fabric Storage

(or How To Hide Your Fabric From your Husband or Any Other Person Who Doesn't Understand Why You NEED All That Fabric.)

1. In the attic.
2. In boxes labeled baby clothes or Christmas ornaments.
3. On the closet shelves.
4. In any empty drawers.
5. Under the bed.
6. In the trunk of the car until he goes to sleep. (You may have to trade in your hatchback.)
7. In luggage (really good if you never travel).
8. On a hanger in the closet with a dress or blouse over it.
9. In the freezer wrapped in butcher paper; just fluff in the dryer before using. A full freezer really is more economical to run!
10. Out on an open shelf, neatly folded and color coordinated to the room. It's now your collection, not your obsession!

FYI

Quilt Show-----Chattahoochee Evening Stars
 Saturday, June 10th from 10-6, Sunday, June 11th from 12 – 5,
 \$5.00 Admission Fee at Door.

Holy Redeemer Catholic School
 3380 Old Alabama Road, Alpharetta, Georgia. 30022

For more information visit www.quiltsites.com/ces.htm

New Members

Marilyn Osterkamp
 205 Auburn Pkwy.
 Athens, Ga. 30606-1907
 706-208-1258
 gmosterk @bellsouth.net
 Birthday: 3/24

Address change

Fay Rawls
 111 Tarnberry
 Athens, Ga. 30606
 cell: 706-254-2224
pfaline@charter.net
 Birthday: 1/27

We have changed email and telephone:


Richard Hood richardhood36@bellsouth.net

Daryl Hood darylhood@bellsouth.net

Phone: 678-546-1063

Remember:

Old quilters never die, they just go to pieces.




The Churn Dash News

Hall County Quilt Guild

P.O. Box 312
Oakwood, GA 30566



April 2006



ABOUT OUR GUILD!

Membership dues are \$20.00 per calendar year. General meetings are held the first Monday of the month except for January, July, and September when holidays apply. Then they are on Basting Day which is the third Monday of the month. We meet at 9:30 a.m. at the Chestnut Mountain Presbyterian Church—4733 Winder Highway.

While basting is free of charge to members the following rates apply to non-members:

Twin.... \$25.

Double.... \$35.

Queen.... \$45.

King.....\$55.

Mail Membership to:
Hall County Quilt Guild
C/o Carol Nation, Membership
P.O. Box 312
Oakwood, Ga. 30566

HALL COUNTY QUILT GUILD MEMBERSHIP

2006 FORM

Name: _____ Phone: _____

Address: _____

E-Mail: _____ Birthday: _____ (no year)

Letter by E-Mail-----yes-----no-----circle one.

January 2006 To December 2006 Dues: \$20.00 (Please pay by Check)